

What's your favourite?

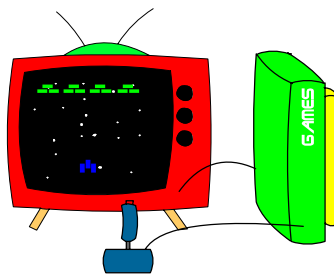
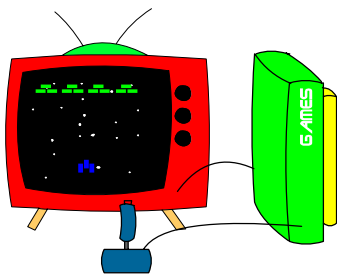
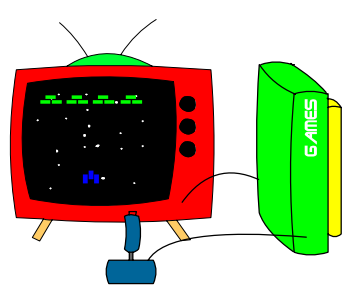
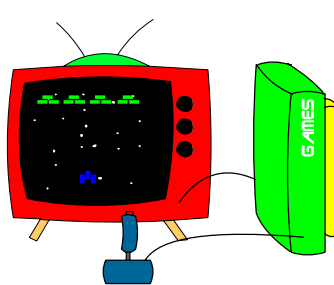





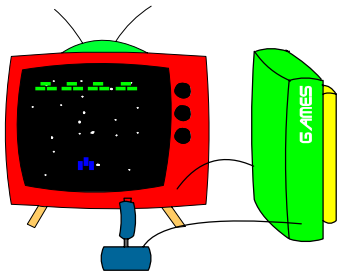







CD vol.5

Dominoes

The dominoes are arranged in a 6x3 grid. Each domino is a horizontal rectangle with an illustration on the top half and a blank space on the bottom half. The illustrations are:

- Row 1, Column 1: Cinema screen with Golden Gate Bridge and text "GENKI ENGLISH - THE MOVIE".
- Row 1, Column 2: Cinema screen with Golden Gate Bridge and text "GENKI ENGLISH - THE MOVIE".
- Row 1, Column 3: Cinema screen with Golden Gate Bridge and text "GENKI ENGLISH - THE MOVIE".
- Row 2, Column 1: Cinema screen with Golden Gate Bridge and text "GENKI ENGLISH - THE MOVIE".
- Row 2, Column 2: Television showing a parrot and a rabbit.
- Row 2, Column 3: Television with a "GAMES" console.
- Row 3, Column 1: Cinema screen with Golden Gate Bridge and text "GENKI ENGLISH - THE MOVIE".
- Row 3, Column 2: Boy playing tennis.
- Row 3, Column 3: Boy holding a bowl of rice.
- Row 4, Column 1: Cinema screen with Golden Gate Bridge and text "GENKI ENGLISH - THE MOVIE".
- Row 4, Column 2: Boy reading a magazine titled "GenkiMan!".
- Row 4, Column 3: Television showing a boy in an orange shirt.
- Row 5, Column 1: Boy playing tennis.
- Row 5, Column 2: Boy playing tennis.
- Row 5, Column 3: Television showing a parrot and a rabbit.
- Row 6, Column 1: Boy playing tennis.
- Row 6, Column 2: Television with a "GAMES" console.
- Row 6, Column 3: Boy playing tennis.
- Row 7, Column 1: Boy playing tennis.
- Row 7, Column 2: Television with a "GAMES" console.
- Row 7, Column 3: Boy playing tennis.

1. Place down 1 domino. 2. Take turns to find a domino that matches either side. 3. Enjoy!



1. ドミノを1枚置く

2. 順番に、どちらかの端と同じ絵を隣につなげるように置く

3. 楽しむ!

What's your favourite?

CD vol.5

Dominoes

